

Investment Objective: The MyDestination 2025 Fund seeks the highest total return over time consistent with its asset mix. Total return includes capital appreciation and income.

Investment Suitability: The MyDestination 2025 Fund is designed for an investor who anticipates retiring at or near the target date and who plans to withdraw the value of the account in the Fund gradually after retirement. Over time, the allocation to asset classes will change according to a predetermined glide path, which adjusts the percentage of fixed income securities and equity securities to become more conservative each year until approximately 15 years after the target date. The Fund attempts to achieve its objective by investing in a diversified portfolio of primarily the Select Funds that represent various asset classes. The Fund is managed to the specific year included in its name and assumes a retirement age of 65. The target date refers to the approximate year an investor in the Fund would plan to retire and likely stop making any new investments in the Fund.

Securities of foreign issuers may be negatively impacted by political events, economic conditions or inefficient, illiquid or unregulated markets in foreign countries, and they also may be subject to inadequate regulatory or accounting standards, which may increase investment risk. The Fund's value will fluctuate due to changes in interest rates. There is a risk that the issuer of a fixed income investment may fail to pay interest or even principal due in a timely manner or at all. The Fund's value will fluctuate due to business developments concerning a particular issuer, industry or country, as well as general market and economic conditions. While the Fund is designed for an investor who anticipates retiring at or near the target date, the strategy does not guarantee that investors' retirement goals will be met. This description of risks is provided as a summary of the principal investment risks associated with this mutual fund. Refer to the Fund's prospectus for more detailed risk information.

Annual Operating Expenses

Gross Expense Ratio†	Net Expense Ratio*
0.51%	0.45%

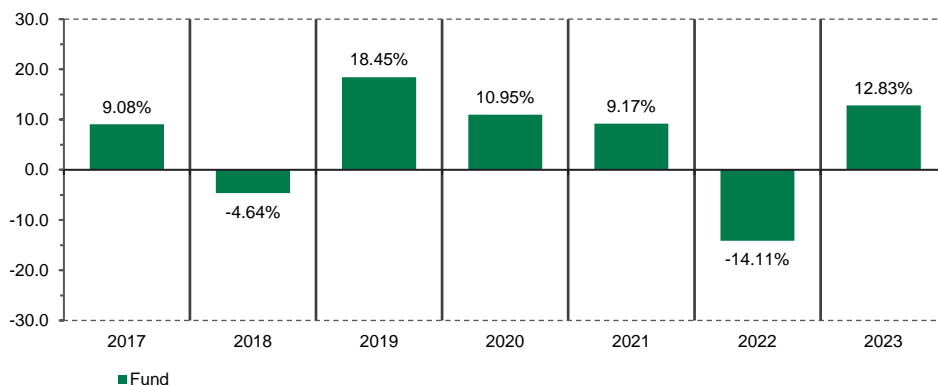
†By investing in this Fund, you will incur the expenses of the Fund, in addition to those of the underlying Select Funds. You may directly invest in the Select Funds. The Fund's value will go up and down in response to changes in the share prices of the investments that it owns. The amount invested in the Fund is not guaranteed to increase, is not guaranteed against loss, nor is the amount of the original investment guaranteed at the target date.

*The Adviser has agreed to waive fees and/or reimburse expenses to the extent needed to limit total annual operating expenses (excluding extraordinary expenses) to 0.45% for the Institutional Class. This contractual waiver and reimbursement applies to Fund operating expenses only and will remain in place until April 30, 2024.

Performance

	Three Month	Year to Date	One Year	Three Year (Annualized)	Five Year (Annualized)	Ten Year (Annualized)	Since Inception (Annualized)
Fund	5.59%	11.06%	19.84%	3.69%	6.45%	0.00%	6.59%

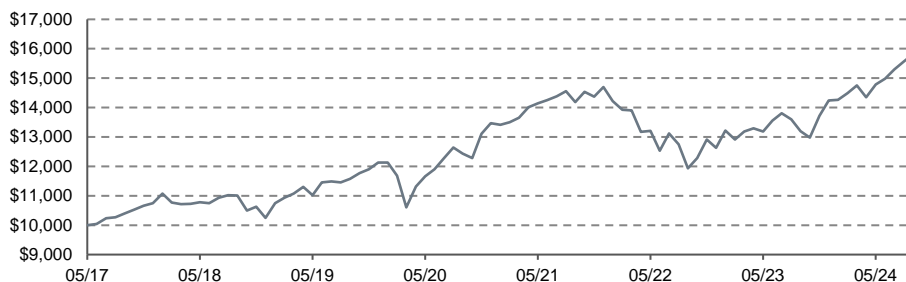
Calendar Year Performance



The performance data quoted represents past performance and does not guarantee future results. Current performance may be lower or higher than the performance data quoted. Performance data current to the most recent month-end and complete calendar year performance may be obtained at [GuideStoneFunds.com/Funds](https://www.GuideStoneFunds.com/Funds). Benchmark performance numbers are provided by Morningstar, Inc. and have not been verified by GuideStone Funds. The investment return of an investment will fluctuate so that shares, when redeemed, may be worth more or less than their original cost. Year 2017 annual performance began 05/01/2017. Performance would have been lower without fee waivers and reimbursements to the Fund in effect.

Growth of \$10,000 Investment

Ending Value: \$15,821



Morningstar Rating Based on Risk Adjusted Return¹

Category: Target-Date 2025

Overall	Three Year	Five Year	Ten Year
★★★★	★★★★★	★★★	★★★
among 197 funds	among 197 funds	among 173 funds	among 114 funds

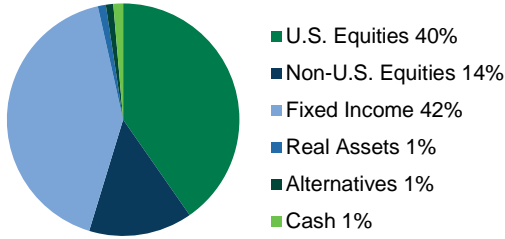
You should carefully consider the investment objectives, risks, charges and expenses of the GuideStone Funds® before investing. For a copy of the prospectus with this and other information about the Funds, please call 1-888-GS-FUNDS (1-888-473-8637) or visit [GuideStoneFunds.com/Funds](https://www.GuideStoneFunds.com/Funds) to view or download a prospectus. You should read the prospectus carefully before investing.

GuideStone Funds® shares are distributed by Foreside Funds Distributors LLC, not an advisor affiliate. GuideStone Capital Management, LLC®, an affiliate of GuideStone Financial Resources®, provides investment advisory services for the Funds.

©2024 Morningstar, Inc. All Rights Reserved. The information contained herein: (1) is proprietary to Morningstar and/or its content providers; (2) may not be copied or distributed; and (3) is not warranted to be accurate, complete or timely. Neither Morningstar nor its content providers are responsible for any damages or losses arising from any use of this information. **Past performance is no guarantee of future results.**

Portfolio Details

Asset Allocation^{2,3}



Cash is maintained by the Fund for liquidity purposes and may be overlaid with equity and/or U.S. Treasury futures to provide capital market exposure.

Fund Size (\$ in millions)

Total Fund Net Assets for All Share Classes \$1,876

Return/Risk Characteristics**

Standard Deviation 10.61%
Beta vs. S&P 500 Index 0.57

** Calculated over previous three years

Portfolio Holdings

Medium-Duration Bond Fund	32.11%
Equity Index Fund	23.65%
Defensive Market Strategies Fund	13.71%
International Equity Index Fund	11.47%
Global Bond Fund	5.63%
Low-Duration Bond Fund	4.04%
Emerging Markets Equity Fund	2.95%
Small Cap Equity Fund	2.94%
Money Market Fund	1.36%
Global Real Estate Securities Fund	1.11%
Strategic Alternatives Fund	1.03%

GuideStone Capital Management, LLC, the adviser to the Fund, maintains a sub-advisory agreement with Parametric Portfolio Associates LLC ("Parametric") under which Parametric will provide "completion portfolios" within the Fund from time to time. These "completion portfolios" are used to assist in preserving the desired risk exposures for the Fund in furtherance of its investment objective. Completion portfolios that are short-term in nature are not included in the portfolio holdings of the Fund listed above.

Standard deviation—Depicts how widely returns varied over a certain period of time. A high standard deviation implies greater volatility and greater risk.

¹The Morningstar Rating™ for funds, or "star rating," is calculated for managed products (including mutual funds, variable annuity and variable life subaccounts, exchange-traded funds, closed-end funds and separate accounts) with at least a three-year history. Exchange-traded funds and open-ended mutual funds are considered a single population for comparative purposes. It is calculated based on a Morningstar Risk-Adjusted Return measure that accounts for variation in a managed product's monthly excess performance, placing more emphasis on downward variations and rewarding consistent performance. The top 10% of products in each product category receive 5 stars, the next 22.5% receive 4 stars, the next 35% receive 3 stars, the next 22.5% receive 2 stars and the bottom 10% receive 1 star. The Overall Morningstar Rating for a managed product is

derived from a weighted average of the performance figures associated with its three-, five- and 10-year (if applicable) Morningstar Rating metrics. The weights are: 100% three-year rating for 36–59 months of total returns, 60% five-year rating/40% three-year rating for 60–119 months of total returns and 50% 10-year rating/30% five-year rating/20% three-year rating for 120 or more months of total returns. While the 10-year overall star rating formula seems to give the most weight to the 10-year period, the most recent three-year period actually has the greatest impact because it is included in all three rating periods. Ratings are for the share class shown only; other classes may vary. **Past performance is not guarantee of future results.**

²Asset Allocation subject to change at any time. Pie chart is a representation, and actual exposures may differ. The size denotes the relative weighting in the Fund.

³Due to rounding, portfolio holdings data may not sum to 100%.