

**Investment Objective:** The Money Market Fund seeks to maximize current income to the extent consistent with the preservation of capital and liquidity, and the maintenance of a stable per share price of \$1.00.

**Investment Suitability:** The Money Market Fund may be suitable for investors who have a short-term investment horizon, seek to maintain a stable dollar value for their investment and can accept a long-term rate of return that may be lower than other fixed income and equity investments.

*You could lose money by investing in the Fund. Although the Fund seeks to preserve the value of your investment at \$1.00 per share, it cannot guarantee it will do so. An investment in the Fund is not insured or guaranteed by the Federal Deposit Insurance Corporation or any other governmental agency. The Fund's sponsor has no legal obligation to provide financial support to the Fund, and you should not expect that the sponsor will provide financial support to the Fund at any time. This description of risks is provided as a summary of the principal investment risks associated with this mutual fund. Refer to the Fund's prospectus for more detailed risk information.*

**Benchmark<sup>1</sup>**

Bloomberg 1-3 Month US Treasury Bill 100%

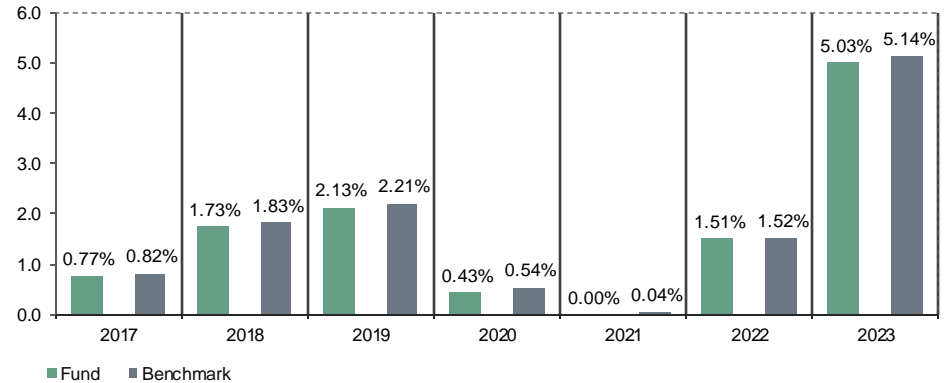
**Annual Operating Expenses**

Gross Expense Ratio	Net Expense Ratio
0.14%	0.14%

**PERFORMANCE**

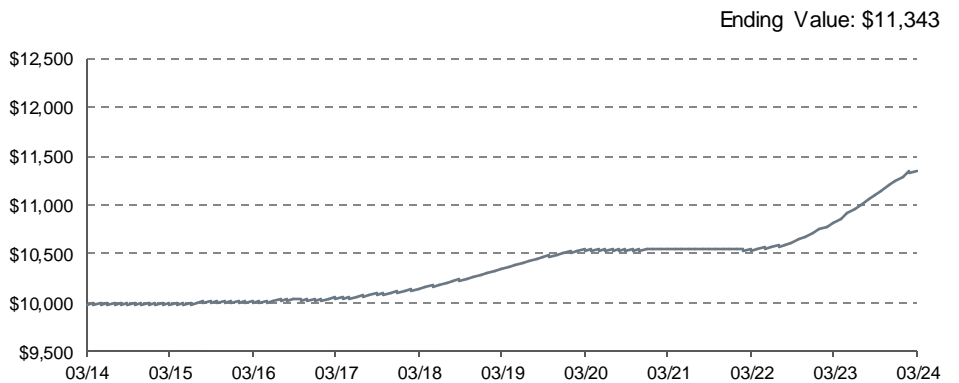
	Three Month	Year to Date	One Year	Three Year (Annualized)	Five Year (Annualized)	Ten Year (Annualized)	Since Inception (Annualized)
Fund	1.31%	1.31%	5.27%	2.59%	1.95%	1.32%	1.54%
Benchmark	1.32%	1.32%	5.37%	2.65%	2.02%	1.36%	1.47%

**CALENDAR YEAR PERFORMANCE**



**The performance data quoted represents past performance and does not guarantee future results.** Current performance may be lower or higher than the performance data quoted. Performance data current to the most recent month-end and complete calendar year performance may be obtained at [GuideStoneFunds.com/Funds](https://www.GuideStoneFunds.com/Funds). Benchmark performance numbers are provided by Morningstar, Inc. and have not been verified by GuideStone Funds. The investment return of an investment will fluctuate so that shares, when redeemed, may be worth more or less than their original cost. Year 2001 annual performance began August 27, 2001.

**GROWTH OF \$10,000 INVESTMENT**



**YIELD**


7-Day Annualized Yield	7-Day Annualized Yield (Gross)
5.23%	5.23%

*Yield for the Money Market Fund represents the annualization of the Fund's declared dividends over the period indicated, excluding capital gains distributions. The yield more closely reflects the current earnings of the Fund than the total return. When the gross yield is different, it reflects the yield without fee waivers in effect.*

**You should carefully consider the investment objectives, risks, charges and expenses of the GuideStone Funds® before investing. For a copy of the prospectus with this and other information about the Funds, please call 1-888-GS-FUNDS (1-888-473-8637) or visit [GuideStoneFunds.com/Funds](https://www.GuideStoneFunds.com/Funds) to view or download a prospectus. You should read the prospectus carefully before investing.**

GuideStone Funds® shares are distributed by Foreside Funds Distributors LLC, not an advisor affiliate. GuideStone Capital Management, LLC®, an affiliate of GuideStone Financial Resources®, provides investment advisory services for the Funds.

©2024 Morningstar, Inc. All Rights Reserved. The information contained herein: (1) is proprietary to Morningstar and/or its content providers; (2) may not be copied or distributed; and (3) is not warranted to be accurate, complete or timely. Neither Morningstar nor its content providers are responsible for any damages or losses arising from any use of this information. **Past performance is no guarantee of future results.**

**PORTFOLIO DETAILS**
**Asset Allocation<sup>2</sup>**


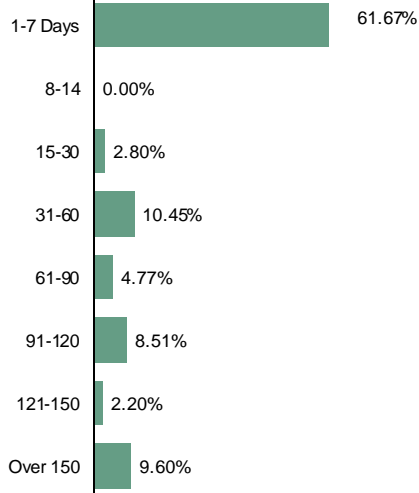
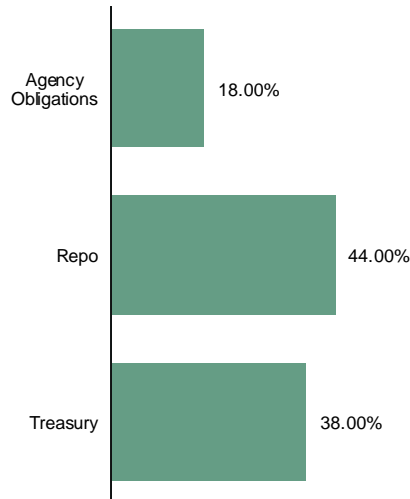
■ Cash 100%

*Includes cash and cash equivalents*
**Fund Size (\$ in millions)**

Total Fund Net Assets for All Share Classes	\$1,495
Number of Holdings*	83

*\*Does not include currencies or forward currency contracts*
**Sub-Adviser Composite<sup>3</sup>**

BlackRock Advisors, LLC	100%
-------------------------	------

**Maturity Table**

**Types of Holdings**


<sup>1</sup>The Bloomberg 1-3 Month US Treasury Bill Index tracks the market for treasury bills with 1 to 2.999 months to maturity issued by the U.S. government. U.S. Treasury bills are issued in fixed maturity terms of 4, 13, 26 and 52 weeks. "Bloomberg®", Bloomberg and Bloomberg 1-3 Month US Treasury Bill are service marks of Bloomberg Finance L.P. and its affiliates, including Bloomberg Index Services Limited ("BISL"), the administrator of the index (collectively, "Bloomberg") and have been licensed for use for certain purposes by GuideStone Financial Resources of the Southern Baptist Convention ("GuideStone Financial Resources") and its affiliates. Bloomberg is not affiliated with GuideStone Financial Resources and its affiliates and Bloomberg does not approve, endorse, review, or recommend the Money Market Fund. Index used with permission. It is not possible to invest directly in an index.

<sup>2</sup>Due to rounding, portfolio holdings data may not sum to 100%.

<sup>3</sup>Sub-adviser composite is subject to change at any time. The percentages shown reflect the target allocations of the Fund. Actual sub-adviser weights may differ at any time. Due to rounding, target allocations may not sum to 100%. There can be no guarantee that any strategy will be successful. All investing involves risk, including potential loss of principal.